

CCIC AWANA GRAND PRIX



What Is Grand Prix Race?

- A special AWANA event
- Clubbers race small wooden cars created by themselves, with the help of parents or other adults
- The race is held at church
- Participants are clubbers
- Race officials are AWANA leaders

Why we do Grand Prix?

- It is challenging and exciting
- Parents get involved in clubbers' activities
- Promote good sportsmanship

How is the race organized

- Each car will race in 4 heats.
- In each heat, the car will race in different lanes against different cars.
- All the cars are handled by leaders after Check-in.

How Is the Race Judged?

- First 3 places of Speed/Design receive trophies.
- First 7 places of Speed/Design receive Award Certificates
- Participation Ribbons for all




1. Car making



- We have the kit and the tools

<https://www.youtube.com/embed/Q9wKUP2ZVHQ>

2. A Past Race



- Parent-child bonding!

<https://www.youtube.com/embed/dhsehEHRwZw>

3. Details



- Workshops: 3/3 and 3/17
- Race: 3/24

<https://ccicmv.org/awana>

What does the race look like?



How can you help your children

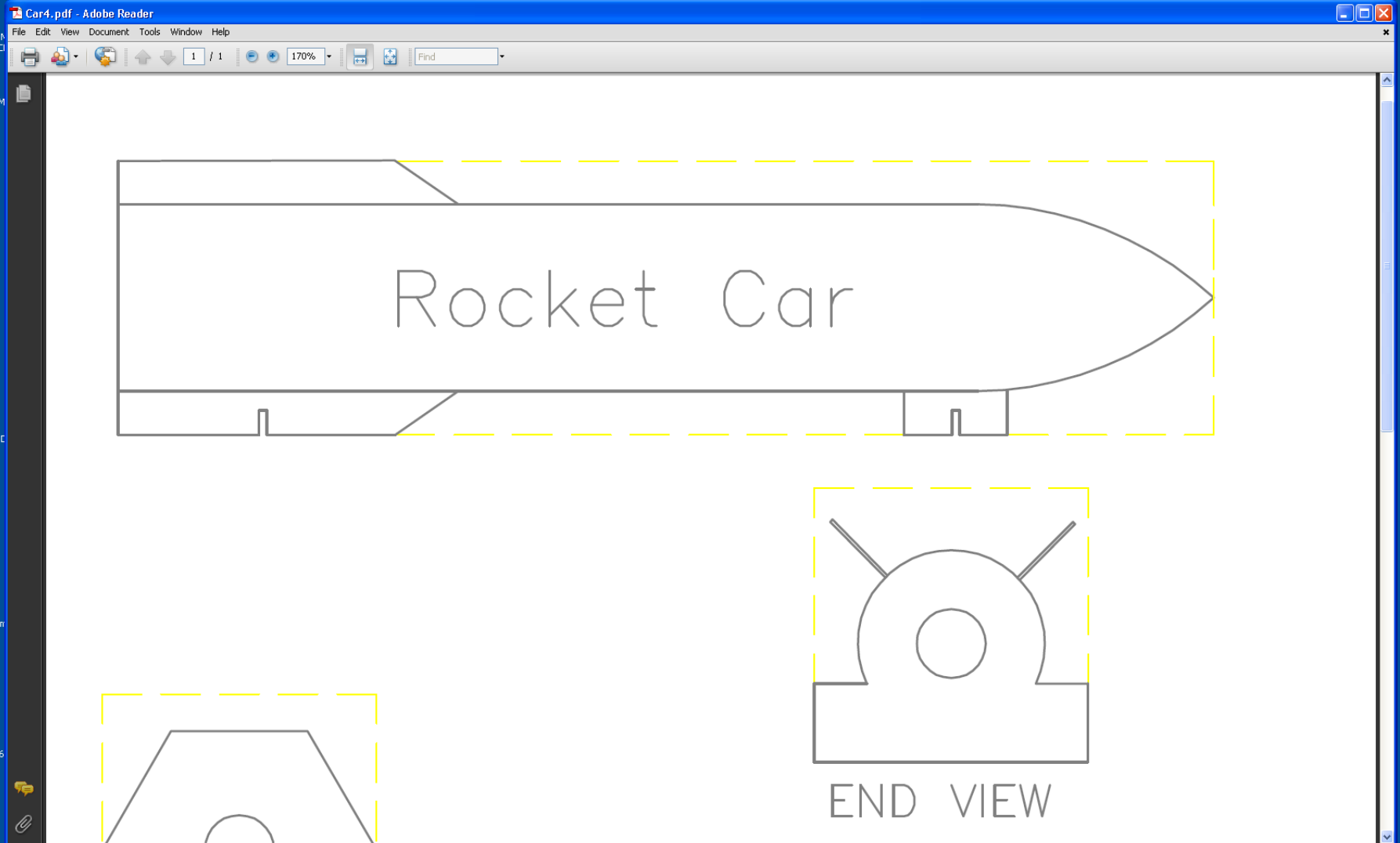
- Know what tools your child can and can't use due to safety concern!
- Ideas have to come from the kids.
- Clubbers should be allowed to do as much of the construction as possible.
- You must help the clubber to turn that idea into an action plan!

How you can help your children

- Don't spend too much time on the design, because you need to finish it for the race.
- Try to make it simple and sturdy for play by the clubber after the race.
- Don't try to do a difficult car if your son or daughter isn't up to it or you don't have the time.
- Adults handle wheels axles and weights. Clubbers do everything else with only help from parents.

How you can help your children

- Help the clubber to draw a plan on card stock to scale, both the top and bottom views.
- Aid them. Don't do all the work yourself, hold the tool, ruler, then let them draw the line.
- Help clubbers to plan ahead. Cars are not accepted for race after the Check In date.
- Read the tips in the hand out.
- Stress the importance of good sportsmanship
- Enjoy the time working together with your kids



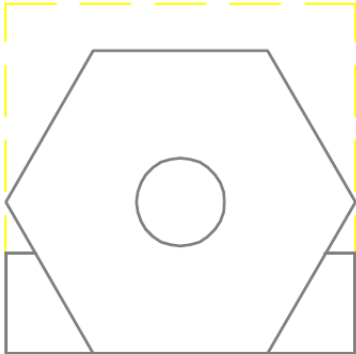
Rocket Car

END VIEW

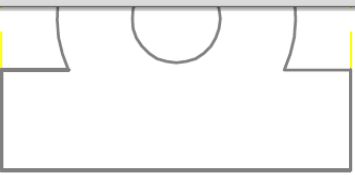
Car4.pdf - Adobe Reader

File Edit View Document Tools Window Help

1 / 1 170% Find

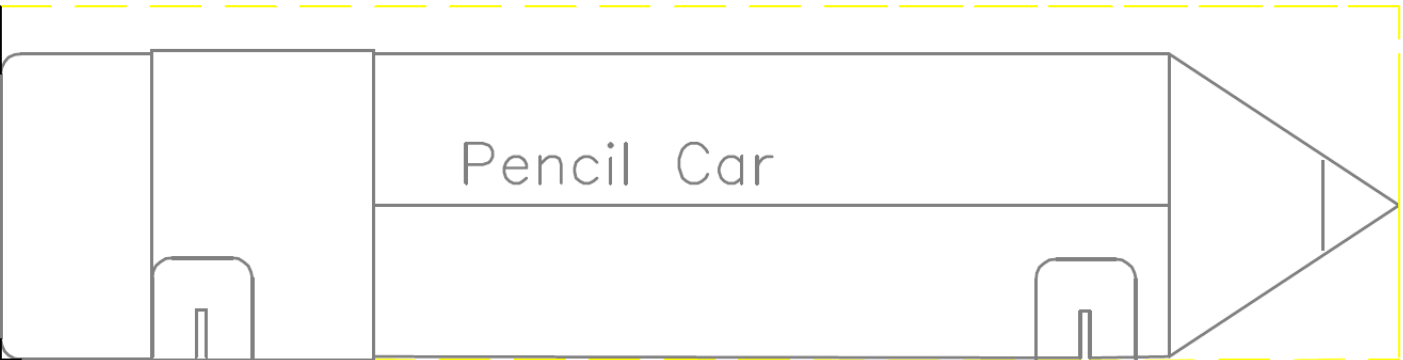


END VIEW



END VIEW

GLUE ADDITIONAL WOOD FOR THESE DESIGNS



Pencil Car

start

99%

5:56 PM



Some Design Examples



Freedom Tank



Silver Shark



Jack Sparrow Escapes



Guitar



Freedom Flag



Always on Time

Some Design Examples



Fire Blaster



Super Blast



Shark Sub



Shocker



Camouflage



Gold Brick

Some Design Examples



Chuga-Chuga-Choo-Choo



Car 84



Anna's Banana



Hot Line to Heaven



Emergency Run



United We Stand

Some Design Examples



Jesus Washes Us Clean



Highway To Heaven



Doughnut



Runaway Pizza



1957 Chevy



Riding Lawnmower

Important

- Put the car away for the race and then after the race the clubber can play with it. If the car gets dropped the wheels will be damage and the car will definitely go slower.
- **Remind your child that this car is their creation that they keep and should be proud of all, even if they don't receive an award!**